

Scaled data based on original data using
LM-79-08 Approved Method: Electrical and Photometric Measurements of Solid-
State Lighting Products

Test Report Prepared for
Cooper Lighting Solutions
(formerly Eaton)

Brand: McGRAW-EDISON

Report Number: P385552

Luminaire Tested: **GWC-SA1A-760-U-SLR-HSS**

Issue Date: 3/3/2020

Test Information

Test Method: LM-79-08
Report Number: P385552
TEST IS SCALED FROM IESNA LM-79-08 TEST DATA (G2-1903-205-28)
Test Lab: INNOVATION CENTER
Issue Date: 3/3/2020
Manufacturer: COOPER LIGHTING SOLUTIONS (FORMERLY EATON)
Product Line: MCGRAW-EDISON
Catalog Number: GWC-SA1A-760-U-SLR-HSS
Description: GALLEON WALL LUMINAIRE
(1) 70 CRI, 5700K, 615mA LIGHTSQUARE WITH 16 LEDS AND SPILL LIGHT
ELIMINATOR RIGHT OPTICS WITH HOUSE SIDE SHIELD
Light Source: -
Ballast/Driver: ELECTRONIC DRIVER

Summary

Lumens per Lamp: N/A
Luminaire Lumens: 3690 lumens
Efficiency: N/A
Efficacy: 108.5 lumens/watt
Luminous Opening: Rectangular (W 0.5' x L: 0.5' x H: 0')
IES Classification: Type IV - Medium
BUG Rating: B1 - U0 - G1

Input Watts (W): 34
Input Voltage (V): NR
Input Current (Ain): NR
Voltage Rise (V): NR
Power Factor: NR
Total Harmonic Distortion (THDi): NR
Frequency (hertz): 60
Stabilization Time: NR
Operation Time: NR
Ambient Temperature (°C): NR
Test Distance: 24 FT

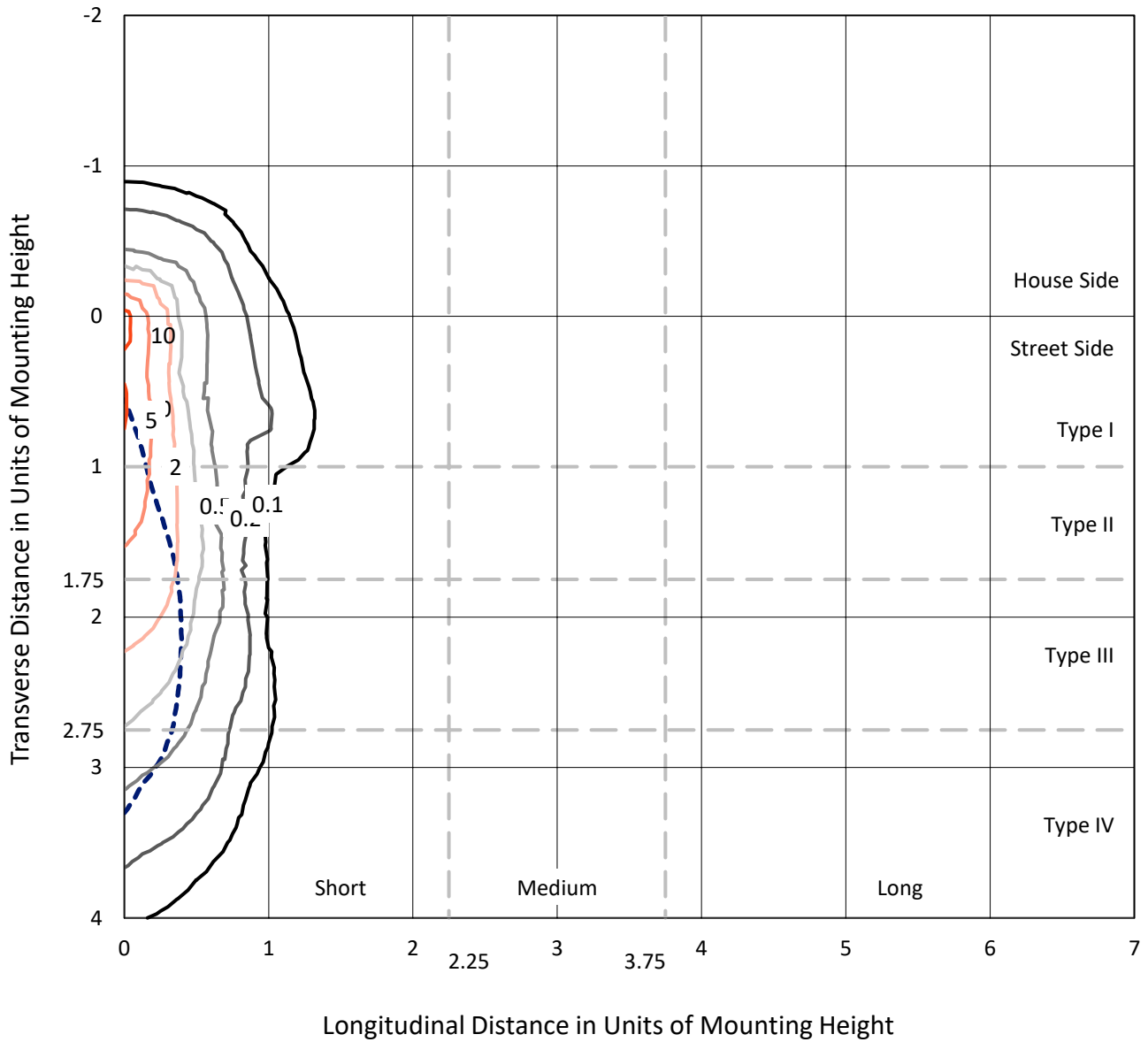




REPORT NUMBER: P385552
 CATALOG NUMBER: GWC-SA1A-760-U-SLR-HSS

Iso-Footcandle Lines of Horizontal Illumination

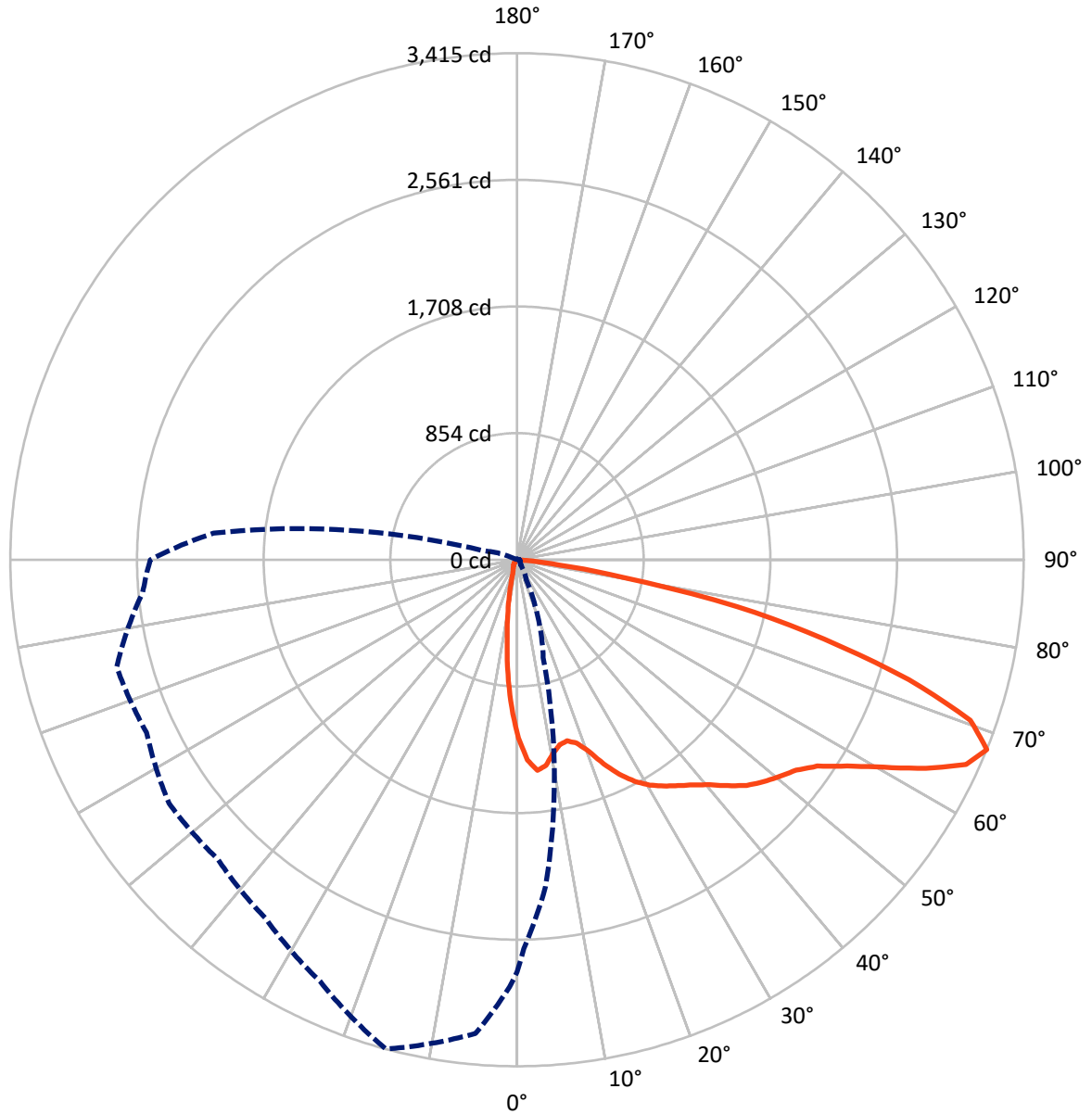
× Max cd
 - - - 1/2 Max cd



Based on 10 foot mounting height. Maximum calculated value = 12 fc
 Type IV - Medium - N/A

REPORT NUMBER: P385552
CATALOG NUMBER: GWC-SA1A-760-U-SLR-HSS

Luminous Intensity Polar Plot



— Vertical Plane Through 345-Deg Lateral - - - Horizontal Cone Through 67.5-Deg Vertical

REPORT NUMBER: P385552

CATALOG NUMBER: GWC-SA1A-760-U-SLR-HSS

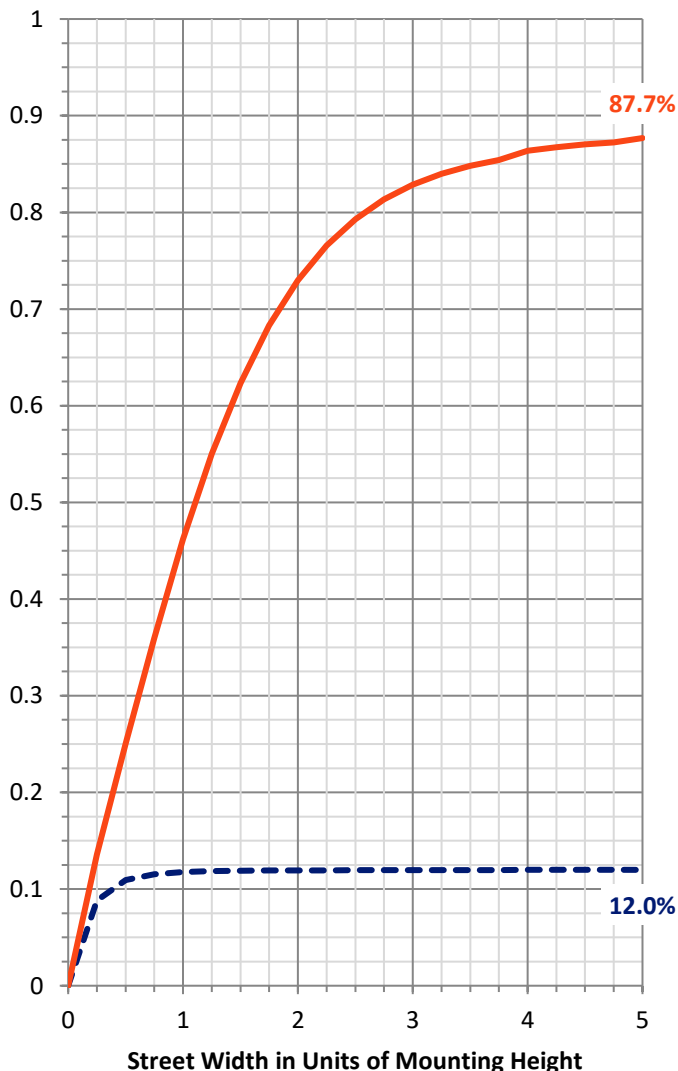
FLUX DISTRIBUTION:

		Downward	Upward	Total
House Side	Lumens	446.6	0.0	446.6
	% Fixture	12.1	0.0	12.1
Street Side	Lumens	3243.4	0.0	3243.4
	% Fixture	87.9	0.0	87.9
Total	Lumens	3690.0	0.0	3690.0
	% Fixture	100.0	0.0	100.0

ZONAL LUMENS:

Zone	Lumens	% Fixture
0°-10°	92.3	2.5
10°-20°	183.6	5.0
20°-30°	260.8	7.1
30°-40°	385.1	10.4
40°-50°	555.5	15.1
50°-60°	779.8	21.1
60°-70°	909.0	24.6
70°-80°	464.7	12.6
80°-90°	59.3	1.6
90°-100°	0.0	0.0
100°-110°	0.0	0.0
110°-120°	0.0	0.0
120°-130°	0.0	0.0
130°-140°	0.0	0.0
140°-150°	0.0	0.0
150°-160°	0.0	0.0
160°-170°	0.0	0.0
170°-180°	0.0	0.0
0°-90°	3690.0	100.0
0°-180°	3690.0	100.0

Coefficient of Utilization



REPORT NUMBER: P385552

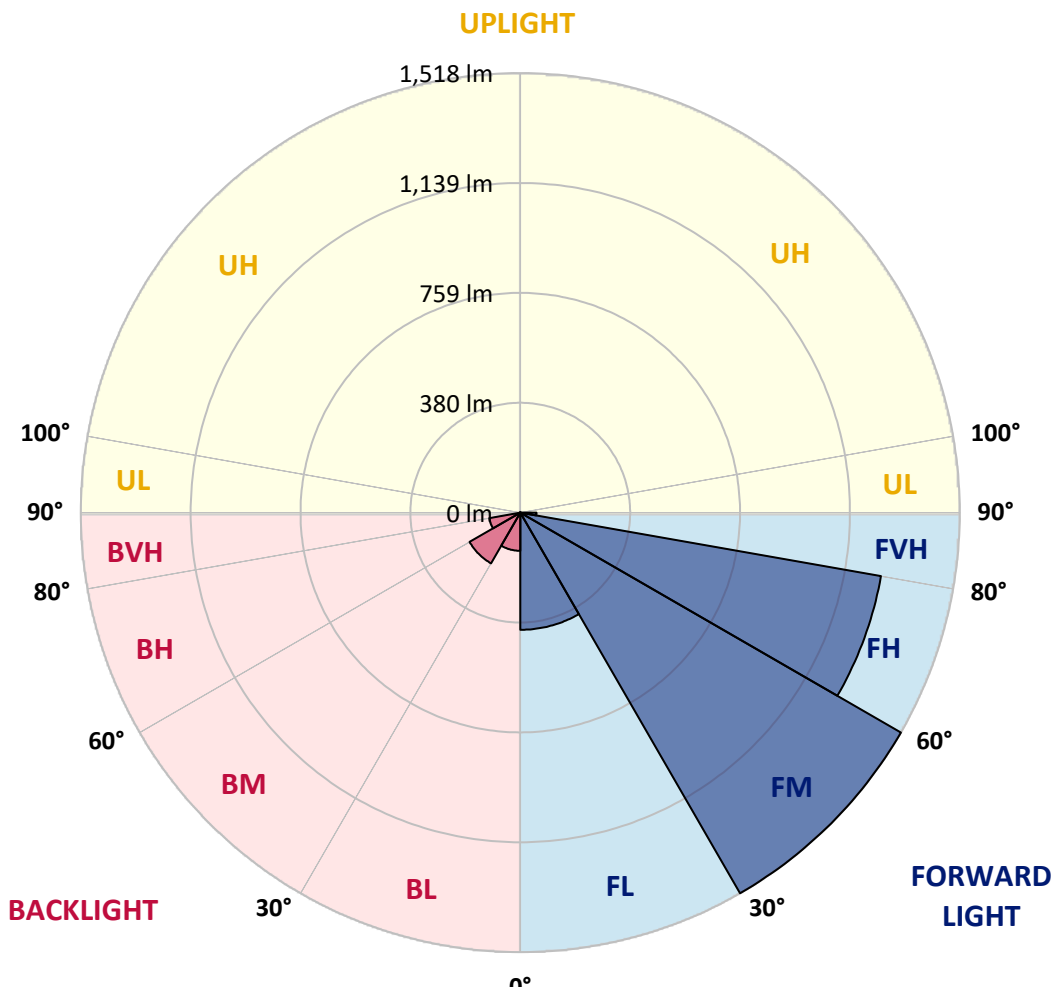
CATALOG NUMBER: GWC-SA1A-760-U-SLR-HSS

LUMINAIRE CLASSIFICATION SYSTEM LUMEN TABLE AND BUG RATING:

Zone	Lumens	% Fixture	Zone Rating/Lumen Limit		
			B	U	G
FL (0°-30°)	404.7	11.0			
FM (30°-60°)	1518.1	41.1			
FH (60°-80°)	1264.8	34.3			G1/1800
FVH (80°-90°)	55.7	1.5			G1/100
BL (0°-30°)	131.9	3.6	B1/500		
BM (30°-60°)	202.2	5.5	B0/220		
BH (60°-80°)	108.8	2.9	B0/110		G0/110
BVH (80°-90°)	3.6	0.1			G0/10
UL (90°-100°)	0.0	0.0		U0/0	
UH (100°-180°)	0.0	0.0		U0/0	

BUG Rating: B1-U0-G1

Type IV Medium





REPORT NUMBER: P385552
 CATALOG NUMBER: GWC-SA1A-760-U-SLR-HSS

CANDELA DISTRIBUTION (FULL):

	0°	1°	5°	15°	25°	35°	45°	55°	65°	75°	85°
0°	1202.0	1202.0	1202.0	1202.0	1202.0	1202.0	1202.0	1202.0	1202.0	1202.0	1202.0
2.5°	1316.2	1306.0	1294.8	1258.3	1224.4	1185.6	1153.9	1131.9	1104.3	1068.5	1059.4
5°	1306.7	1295.9	1260.7	1179.5	1108.3	1039.1	972.3	933.1	884.6	835.3	823.0
7.5°	1211.8	1200.4	1149.7	1038.4	942.6	842.6	755.9	702.2	647.3	602.2	578.3
10°	1113.0	1100.6	1043.6	908.5	790.5	700.1	636.5	585.3	533.4	485.1	446.6
12.5°	1045.0	1028.8	966.9	813.8	711.0	649.6	590.2	528.8	458.5	406.8	364.5
15°	1016.5	998.0	932.6	777.2	682.8	610.8	533.4	458.0	375.7	316.4	277.6
17.5°	1038.6	1014.4	944.3	774.8	647.5	549.4	451.5	363.1	273.8	213.8	186.2
20°	1113.4	1081.7	992.8	774.1	604.7	476.5	352.4	252.4	180.4	145.1	130.6
22.5°	1231.2	1189.4	1062.3	779.7	560.4	400.0	254.5	171.5	135.5	117.1	108.6
25°	1373.5	1325.1	1162.5	799.4	521.6	325.5	185.0	135.5	114.3	100.9	93.7
27.5°	1508.8	1469.5	1289.1	827.9	491.6	265.4	150.2	114.9	97.7	88.8	83.0
30°	1643.9	1594.5	1419.0	861.8	455.4	224.6	132.0	104.7	87.6	78.1	74.5
32.5°	1742.2	1701.1	1520.7	886.3	416.8	198.1	118.0	95.8	81.8	72.2	66.8
35°	1857.7	1811.2	1607.9	891.7	391.9	181.3	106.1	86.2	71.0	62.4	56.6
37.5°	1982.5	1924.7	1708.6	879.8	372.5	173.1	97.2	81.8	66.3	57.5	51.4
40°	2120.7	2055.3	1805.3	862.7	353.5	170.3	90.4	78.5	62.6	53.7	47.4
42.5°	2266.1	2189.0	1889.0	844.7	341.4	160.7	89.7	75.2	59.8	50.2	43.9
45°	2388.3	2310.1	1975.0	838.8	332.8	150.2	92.7	72.9	57.9	47.4	41.3
47.5°	2485.7	2411.7	2063.1	852.0	327.9	140.5	84.4	75.9	56.8	44.9	39.0
50°	2601.9	2518.2	2187.3	891.7	320.8	130.9	76.4	86.9	56.8	43.4	37.1
52.5°	2747.7	2664.8	2325.7	953.3	306.4	117.6	68.7	87.1	57.3	41.3	34.6
55°	2931.1	2870.9	2523.4	1020.7	283.5	98.1	59.4	74.8	55.2	37.4	32.3
57.5°	3106.9	3057.8	2703.6	1066.9	253.0	76.6	51.7	60.3	50.5	32.9	28.8
59°	3155.0	3101.3	2769.7	1069.0	230.1	66.8	47.9	49.8	49.5	30.8	26.7
60°	3155.0	3098.0	2788.8	1057.8	213.4	61.4	45.5	44.4	51.6	29.4	25.5
62.5°	3097.9	3017.8	2726.9	982.1	174.1	52.3	39.7	36.7	46.3	26.4	22.6
65°	2979.0	2862.4	2516.1	845.2	155.2	47.9	34.3	30.1	32.2	23.3	19.8
67.5°	2780.7	2622.7	2212.1	682.8	147.7	46.7	29.5	25.5	24.3	19.9	17.3
70°	2431.6	2256.3	1843.0	536.8	141.2	46.2	24.8	21.5	19.6	16.8	14.7
72.5°	1769.8	1586.9	1308.5	419.7	137.4	47.2	19.9	18.0	16.1	13.1	11.4
75°	1012.3	892.6	735.4	277.3	117.1	45.1	15.4	15.0	11.5	9.4	7.9
77.5°	523.0	507.1	440.7	106.5	56.1	19.8	10.1	8.7	6.8	5.8	4.7
80°	225.7	223.2	193.2	30.8	14.9	11.0	5.8	3.7	3.1	2.4	1.9
82.5°	78.0	78.0	68.7	10.3	6.6	5.4	0.7	0.0	0.0	0.0	0.0
85°	15.7	17.7	12.4	0.0	2.3	0.0	0.0	0.0	0.0	0.0	0.0
87.5°	0.0	0.0	0.0	0.0	0.0	0.0	0.0	0.0	0.0	0.0	0.0
90°	0.0	0.0	0.0	0.0	0.0	0.0	0.0	0.0	0.0	0.0	0.0



REPORT NUMBER: P385552
 CATALOG NUMBER: GWC-SA1A-760-U-SLR-HSS

CANDELA DISTRIBUTION (continued):

	90°	95°	105°	115°	125°	135°	145°	155°	165°	175°	180°
0°	1202.0	1202.0	1202.0	1202.0	1202.0	1202.0	1202.0	1202.0	1202.0	1202.0	1202.0
2.5°	1048.4	1027.2	1025.8	1012.5	995.9	988.4	984.0	991.7	1001.2	1002.2	1016.4
5°	813.8	791.6	800.8	777.2	781.9	777.2	769.5	770.9	775.1	762.0	778.3
7.5°	571.5	554.7	565.3	559.1	567.4	570.8	566.0	559.1	538.4	536.0	550.1
10°	430.7	411.7	400.3	388.4	391.1	396.5	394.7	389.7	376.5	377.2	390.9
12.5°	346.1	324.8	302.3	273.1	265.9	269.9	265.9	262.9	250.3	251.4	263.4
15°	262.6	245.1	221.5	198.1	185.3	186.5	175.3	167.5	159.6	150.2	157.5
17.5°	177.3	166.6	159.6	152.6	137.4	133.9	119.7	104.5	98.6	94.2	97.4
20°	125.5	119.7	116.9	116.6	107.9	103.5	89.7	80.2	77.3	76.4	78.3
22.5°	104.9	100.7	96.7	94.4	90.0	85.0	74.5	69.8	67.7	66.6	68.0
25°	91.3	88.1	83.9	80.1	78.3	72.9	65.4	61.9	60.5	59.4	60.1
27.5°	81.1	78.3	73.4	71.0	69.6	64.9	58.4	55.6	54.4	54.0	53.8
30°	73.1	70.4	65.9	63.1	60.7	56.5	52.6	49.8	48.6	48.2	47.9
32.5°	65.0	62.9	60.0	57.2	54.5	50.7	47.4	45.1	43.2	42.8	42.7
35°	54.9	52.8	51.2	51.0	48.6	44.9	42.5	39.5	37.9	37.4	37.6
37.5°	48.8	46.0	42.5	43.7	43.0	40.4	37.1	34.1	32.5	32.2	32.2
40°	44.9	42.0	37.9	35.8	37.9	37.4	32.2	29.2	27.6	27.4	27.1
42.5°	41.3	38.3	33.7	30.2	31.3	32.9	27.8	25.0	23.4	23.1	22.6
45°	38.6	35.5	30.4	26.4	24.3	27.6	23.8	20.3	19.4	18.7	18.4
47.5°	36.2	33.2	27.4	22.9	19.4	19.9	19.1	16.6	15.6	14.9	14.7
50°	34.1	30.9	24.8	19.6	16.1	14.7	15.4	13.1	12.2	11.5	11.2
52.5°	31.6	28.7	22.0	17.0	13.5	11.5	11.7	10.3	9.4	8.9	8.7
55°	29.7	26.7	19.8	14.9	11.9	9.4	8.4	8.0	7.5	7.2	7.0
57.5°	27.1	24.3	17.5	12.6	10.1	7.7	6.5	6.5	6.3	5.9	5.8
59°	25.5	23.1	16.1	11.4	9.3	6.6	5.8	5.9	5.8	5.4	5.2
60°	24.3	22.0	15.0	10.5	8.7	6.1	5.2	5.6	5.4	5.1	4.9
62.5°	21.5	19.9	12.9	8.7	7.7	4.9	4.4	4.7	4.7	4.5	4.4
65°	18.9	17.1	11.0	7.3	7.2	4.2	3.5	4.2	4.4	4.0	3.7
67.5°	16.4	14.7	9.6	5.9	6.6	3.3	2.6	3.5	4.7	3.7	3.3
70°	14.0	12.2	7.5	4.7	7.0	2.3	2.1	3.1	5.6	4.0	3.1
72.5°	10.8	9.4	5.2	3.5	7.5	1.6	1.6	2.6	6.3	4.4	3.0
75°	7.5	6.1	3.1	2.1	6.1	1.0	1.0	2.4	5.9	4.0	2.8
77.5°	4.4	3.3	1.0	0.2	3.1	0.0	0.2	1.7	4.2	2.4	1.2
80°	1.6	0.7	0.0	0.0	1.9	0.0	0.0	0.0	0.3	0.0	0.0
82.5°	0.0	0.0	0.0	0.0	0.0	0.0	0.0	0.0	0.0	0.0	0.0
85°	0.0	0.0	0.0	0.0	0.0	0.0	0.0	0.0	0.0	0.0	0.0
87.5°	0.0	0.0	0.0	0.0	0.0	0.0	0.0	0.0	0.0	0.0	0.0
90°	0.0	0.0	0.0	0.0	0.0	0.0	0.0	0.0	0.0	0.0	0.0



REPORT NUMBER: P385552
 CATALOG NUMBER: GWC-SA1A-760-U-SLR-HSS

CANDELA DISTRIBUTION (continued):

	185°	195°	205°	215°	225°	235°	245°	255°	265°	270°	275°
0°	1202.0	1202.0	1202.0	1202.0	1202.0	1202.0	1202.0	1202.0	1202.0	1202.0	1202.0
2.5°	1020.0	1043.6	1064.8	1096.8	1134.7	1178.4	1216.0	1256.4	1294.3	1310.0	1320.9
5°	781.6	810.8	844.9	891.9	954.5	1031.6	1103.8	1185.4	1273.2	1317.0	1358.3
7.5°	552.6	582.3	624.6	674.6	750.3	842.1	936.5	1049.2	1168.1	1237.5	1305.8
10°	397.3	433.9	473.4	541.7	618.7	705.7	802.9	928.8	1061.3	1138.2	1220.5
12.5°	270.4	312.0	371.8	448.4	538.8	624.1	708.5	828.6	982.4	1058.7	1146.9
15°	162.2	185.3	248.6	337.2	448.0	554.3	646.8	767.3	931.2	1024.6	1116.4
17.5°	100.0	110.7	145.1	217.8	334.2	468.7	595.4	746.4	938.6	1052.2	1150.4
20°	79.7	83.9	94.9	128.7	221.5	374.3	537.5	742.3	998.5	1138.4	1243.8
22.5°	69.2	73.2	80.6	93.5	139.3	280.2	482.7	746.1	1084.5	1267.6	1390.6
25°	61.0	64.5	71.5	82.2	102.1	197.4	423.9	763.2	1196.6	1427.9	1558.6
27.5°	54.5	57.5	64.0	73.8	87.6	137.8	357.3	784.0	1329.4	1591.8	1720.9
30°	48.6	51.2	57.0	66.1	76.0	105.9	284.2	798.2	1462.5	1720.9	1836.8
32.5°	43.5	45.5	50.7	58.4	66.1	84.4	216.1	795.9	1561.3	1828.2	1920.1
35°	38.3	40.2	44.8	51.4	57.5	69.8	169.9	753.4	1647.3	1939.5	2015.6
37.5°	32.5	35.0	39.3	45.3	49.5	61.4	137.4	702.2	1734.5	2066.8	2122.0
40°	27.6	30.1	33.9	40.4	43.0	58.2	105.6	639.8	1832.6	2209.1	2238.8
42.5°	22.9	25.2	29.2	34.8	40.6	50.2	78.1	568.5	1926.8	2330.8	2345.3
45°	18.5	20.8	25.0	30.6	43.4	41.6	60.5	492.1	2002.8	2432.0	2436.7
47.5°	14.7	16.8	21.2	28.8	40.4	33.2	43.2	432.1	2066.6	2511.0	2498.6
50°	11.4	13.1	17.7	33.0	35.3	27.4	32.7	412.2	2123.8	2560.0	2527.8
52.5°	8.9	10.5	14.5	30.9	27.4	22.7	27.4	430.9	2202.1	2600.5	2544.2
55°	7.2	8.7	11.4	17.7	18.7	19.2	23.4	448.4	2337.2	2695.6	2641.2
57.5°	5.9	7.5	9.3	12.4	14.2	16.3	20.8	450.3	2496.5	2853.6	2802.2
59°	5.4	6.8	8.4	11.0	12.4	14.9	19.6	439.8	2552.6	2911.2	2885.5
60°	5.1	6.5	7.9	10.1	11.5	14.0	18.9	429.9	2555.1	2909.1	2920.9
62.5°	4.4	5.8	7.0	8.6	9.8	11.9	17.0	393.0	2451.6	2813.8	2899.6
65°	3.8	5.1	6.3	7.3	8.4	10.7	15.4	325.7	2274.8	2660.1	2753.6
67.5°	3.5	4.4	5.8	6.5	7.5	9.4	13.6	232.2	2054.0	2472.2	2532.9
70°	3.1	4.2	5.2	5.9	6.8	8.2	11.7	133.4	1734.5	2197.0	2240.2
72.5°	3.0	4.0	4.7	5.6	6.1	7.3	10.7	62.8	1270.0	1760.0	1872.8
75°	2.6	3.7	4.4	5.2	5.8	6.6	9.1	30.1	844.7	1273.7	1401.8
77.5°	1.6	3.0	4.0	4.7	5.1	5.8	7.5	17.3	539.1	881.6	1038.4
80°	0.0	1.0	3.0	4.0	4.4	4.9	5.8	13.6	288.4	503.6	604.5
82.5°	0.0	0.0	2.1	3.1	3.0	3.3	4.4	8.6	130.1	329.2	371.0
85°	0.0	0.0	0.7	2.4	2.1	1.6	3.0	3.0	28.5	166.6	207.9
87.5°	0.0	0.0	0.0	0.2	1.0	0.7	1.2	0.3	0.2	12.4	50.3
90°	0.0	0.0	0.0	0.0	0.0	0.0	0.0	0.0	0.0	0.0	0.0



REPORT NUMBER: P385552

CATALOG NUMBER: GWC-SA1A-760-U-SLR-HSS

CANDELA DISTRIBUTION (continued):

	285°	295°	305°	315°	325°	335°	345°	355°	359°	360°
0°	1202.0	1202.0	1202.0	1202.0	1202.0	1202.0	1202.0	1202.0	1202.0	1202.0
2.5°	1358.8	1371.8	1393.6	1403.9	1398.8	1377.3	1351.7	1325.4	1310.0	1316.2
5°	1442.4	1509.0	1547.4	1560.2	1538.9	1490.6	1427.5	1344.3	1314.8	1306.7
7.5°	1442.4	1567.7	1647.1	1661.1	1613.5	1518.9	1400.6	1270.7	1227.5	1211.8
10°	1391.7	1562.3	1673.0	1695.2	1628.7	1487.3	1328.7	1180.5	1129.3	1113.0
12.5°	1334.5	1518.2	1634.8	1665.4	1610.9	1455.8	1278.9	1119.5	1059.2	1045.0
15°	1299.4	1464.1	1560.6	1582.8	1559.7	1437.5	1267.0	1101.1	1030.2	1016.5
17.5°	1312.0	1422.1	1456.9	1469.8	1485.4	1431.0	1299.4	1141.4	1051.5	1038.6
20°	1359.3	1377.9	1359.9	1376.1	1418.1	1437.3	1376.5	1238.5	1130.7	1113.4
22.5°	1439.8	1355.0	1304.5	1310.9	1362.0	1458.1	1494.3	1377.3	1252.9	1231.2
25°	1533.5	1373.5	1273.7	1267.9	1320.4	1485.6	1602.0	1528.4	1397.5	1373.5
27.5°	1651.3	1415.1	1267.4	1261.6	1305.8	1511.3	1691.5	1677.7	1549.7	1508.8
30°	1742.2	1456.0	1286.1	1272.8	1320.4	1529.1	1763.3	1804.4	1671.0	1643.9
32.5°	1807.4	1504.3	1316.5	1297.3	1361.3	1559.9	1818.7	1920.5	1783.3	1742.2
35°	1857.0	1556.7	1365.6	1334.0	1417.6	1606.5	1870.7	2044.1	1902.7	1857.7
37.5°	1903.5	1630.3	1442.4	1404.6	1505.8	1681.7	1925.6	2184.3	2036.2	1982.5
40°	1968.4	1713.7	1560.7	1527.2	1654.3	1784.1	1994.1	2330.4	2188.1	2120.7
42.5°	2033.2	1803.2	1681.9	1691.0	1839.4	1908.6	2082.5	2485.0	2338.1	2266.1
45°	2092.5	1895.5	1854.4	1896.4	2011.2	2045.1	2170.5	2574.3	2457.9	2388.3
47.5°	2145.3	2010.9	2025.9	2137.6	2206.7	2168.7	2236.2	2651.4	2547.0	2485.7
50°	2206.7	2160.2	2251.9	2410.0	2431.6	2280.6	2296.0	2742.6	2651.2	2601.9
52.5°	2273.8	2317.5	2502.3	2641.6	2634.6	2402.1	2356.1	2844.9	2794.0	2747.7
55°	2350.0	2444.6	2722.7	2858.4	2852.4	2537.8	2455.8	2971.3	2973.0	2931.1
57.5°	2463.1	2554.0	2872.3	3033.7	3043.7	2694.4	2624.6	3112.9	3134.9	3106.9
59°	2544.2	2625.0	2931.6	3106.9	3147.5	2815.5	2748.1	3195.0	3180.5	3155.0
60°	2604.4	2670.1	2961.0	3145.2	3207.8	2897.7	2839.1	3243.3	3186.0	3155.0
62.5°	2753.1	2768.3	3013.9	3188.6	3277.2	3080.2	3095.4	3325.5	3148.4	3097.9
65°	2822.5	2830.4	3013.2	3111.0	3210.1	3222.3	3327.9	3327.9	3056.6	2979.0
67.5°	2793.5	2755.6	2863.8	2853.6	2952.6	3137.9	3415.3	3205.9	2881.1	2780.7
70°	2557.5	2411.5	2363.5	2367.8	2443.5	2729.3	3242.2	2846.8	2548.9	2431.6
72.5°	2128.0	1777.8	1659.1	1794.6	1814.4	2097.6	2763.1	2143.9	1879.8	1769.8
75°	1711.6	1253.2	1060.2	1203.2	1236.8	1535.0	2137.4	1335.2	1098.0	1012.3
77.5°	1229.6	899.6	760.8	750.8	794.2	973.5	1516.7	672.0	560.4	523.0
80°	698.6	592.1	637.5	601.5	623.4	608.7	720.6	294.7	241.4	225.7
82.5°	421.6	350.0	379.0	315.5	399.3	347.7	277.6	94.4	82.0	78.0
85°	274.3	191.2	99.6	66.8	137.6	222.2	62.1	25.7	19.8	15.7
87.5°	94.6	48.8	4.9	2.1	14.7	41.4	2.3	0.0	0.0	0.0
90°	0.0	0.0	0.0	0.0	0.0	0.0	0.0	0.0	0.0	0.0

Signify Classified - Internal
Cooper Lighting Solutions Photometric Lab
1121 Highway 74 South
Peachtree City, GA 30269

Scaled Data Report



Report Generated By 670245982

Signify Classified - Internal
Cooper Lighting Solutions Photometric Lab
1121 Highway 74 South
Peachtree City, GA 30269

Scaled Data Report



Signify Classified - Internal
Cooper Lighting Solutions Photometric Lab
1121 Highway 74 South
Peachtree City, GA 30269

Scaled Data Report



Signify Classified - Internal
Cooper Lighting Solutions Photometric Lab
1121 Highway 74 South
Peachtree City, GA 30269

Scaled Data Report



Signify Classified - Internal
Cooper Lighting Solutions Photometric Lab
1121 Highway 74 South
Peachtree City, GA 30269

Scaled Data Report



--- HS — SS

Signify Classified - Internal
Cooper Lighting Solutions Photometric Lab
1121 Highway 74 South
Peachtree City, GA 30269

Scaled Data Report



u

Signify Classified - Internal
Cooper Lighting Solutions Photometric Lab
1121 Highway 74 South
Peachtree City, GA 30269

Scaled Data Report



Signify Classified - Internal
Cooper Lighting Solutions Photometric Lab
1121 Highway 74 South
Peachtree City, GA 30269

Scaled Data Report



Signify Classified - Internal
Cooper Lighting Solutions Photometric Lab
1121 Highway 74 South
Peachtree City, GA 30269

Scaled Data Report



Signify Classified - Internal
Cooper Lighting Solutions Photometric Lab
1121 Highway 74 South
Peachtree City, GA 30269

Scaled Data Report



(END OF REPORT)